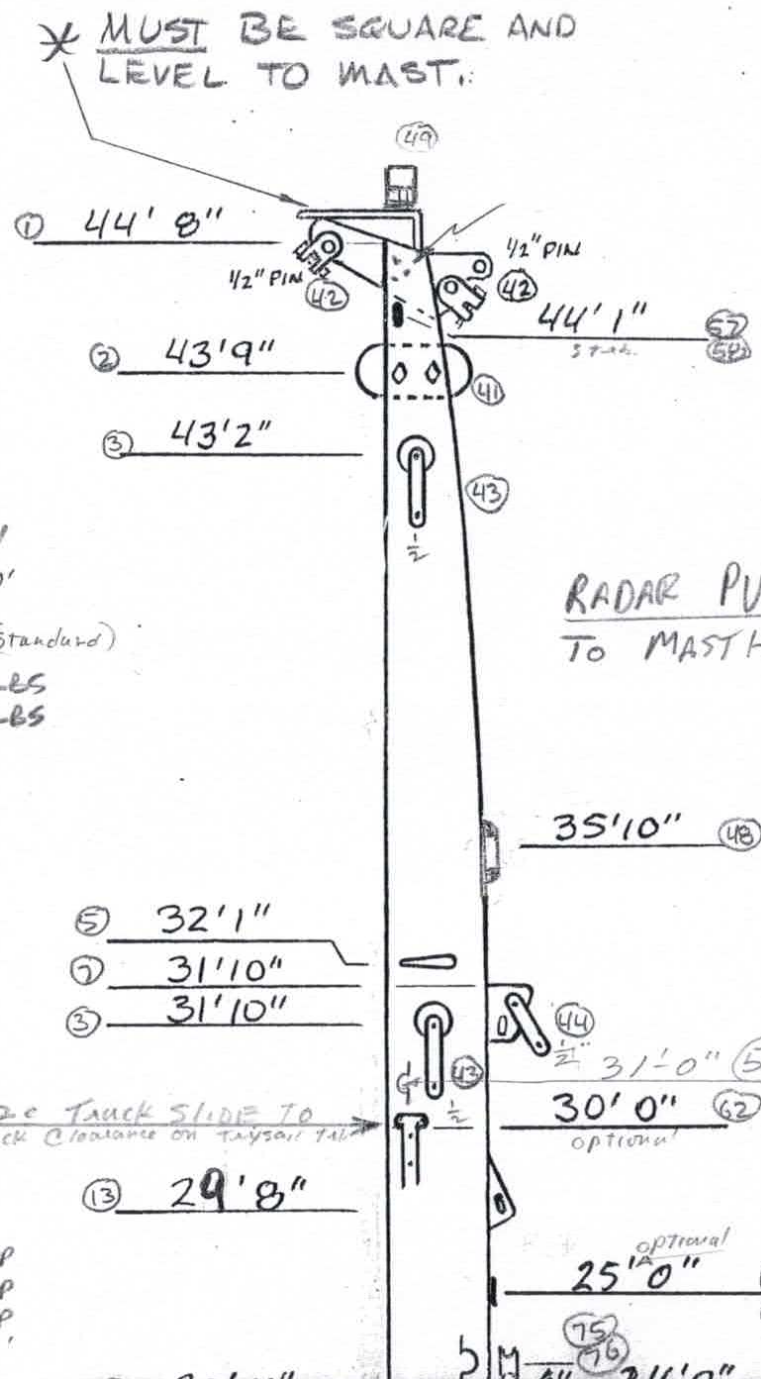


JOB NUMBER	REVISION	BRISTOL CHANNEL CUTTER	FORES MFG	DRAWN BY	CHECKED BY	DATE
	DWG-	SAM L. MORSE CO HULL#		SC		6-28-94

SECTION: 181 TAPER 10' TO 4 3/4" PAINT FINISH

REVISED 6-28-94
Revised 5/7/01 STORM TRACK ASSEMBLY

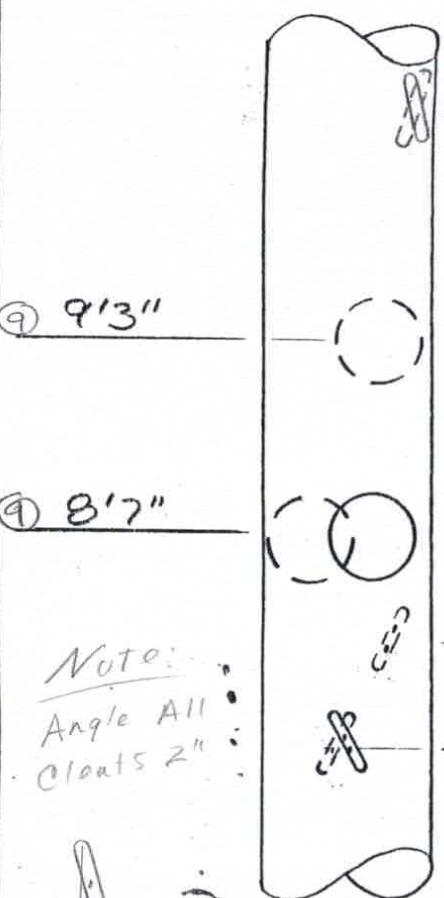
WELD		
MASTHEAD	DWG 1A	
SHEAVE BOX	DWG 1B	
TANG PAD	843285	6
SPREADER BASE	837115	4
STAYS'L LUG 1/2"	843100	1
GN LUGS 1/2"	843060	2
WINCH PAD 4 3/4"	832300	3
POLE TOP LUG	843151	1
1 1/2" PVC	042088	80'
12 GA WIRE	080050	250'
Special Parts	DWG	2 (Standard)
ALUM REMS	860042	20 LBS
S/S REMS	860043	3 LBS
VPC 300 CHOCK	335001	1 OP
DC-2 CHOCK	300002	1 OP
TS-300XP POLE	302025	1 OP
Seal 181	8741400	45'



NOTE	ITEM	DESCRIPTION	QTY
	41	REGROOVE FOR ROPE	8136050
	42	SLOTTED TOGGLE 1/2"	852035
	43	1/2" TANG UPPER	852080
	44	1/2" TANG STAYS'L	852000
	45	1/2" TANG LOWER	852020
	46	1/2" X 1 5/8" GRIP	TO SUITE
	47	ML-1 DECK	835011
	48	Perko 1331	835065
	49	Tu/Anc	83505
	50	SAIL STOP SCREW	842130
	51	TACK FITTING	848010
	52	SWIVEL 2 1/4"	833261
	53	Lg Eye	855020
	54	CLEAT 5"	834010
	55	CLEAT 6 1/2"	834020
	56		
	57	COAX RG-8U	090053
	58	COAX PLUG MALE	035260
	59	COAX RG-8U	090053
	60	COAX PLUG FEMALE	035259
OP	61	Perko 955-DP-CAR	
OP	62	TRI TRACK	842010
	63	DECK COLLAR 55-48	831561
	64	MAST STEP WHEEL	831160
	65	1/2" X 1/2" CLEVIS	854350
	66	1/2" X 4 1/2" BOLT	004005
	67	1/2" X 6 1/2" BOLT	004013
	68	5/8" X 7" BOLT	004003
	69	1/2-13 NUT	001010
	70	5/8-11 NUT	001011
	71	T-TRACK	339003
	72	TRACK END	339002
	73	AT-125S CAR	334002
	74	CAR BLOCK	855103
	75	EYE STRAP	855010
	76	CHEEK BLOCK	855210
	77	LINE 3/8	090081
	78	SHACKLES	333000
OP	79	EYE STRAP H.D	855030
OP	80	RADAR EXIT	843090

③ 20'8"

⑦ 72



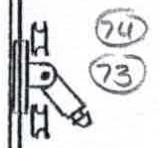
10'9" P+S FWD ⑤④ ⑱ 18'8"

18'8" ⑱ ⑲ USE GROMMETS

17'6" ④⑦

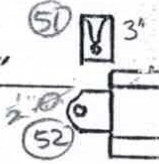
⑨ 9'3"

⑤① 10'4"



⑨ 8'7"

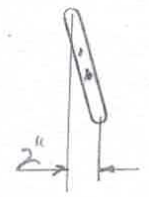
⑧ 9'10"



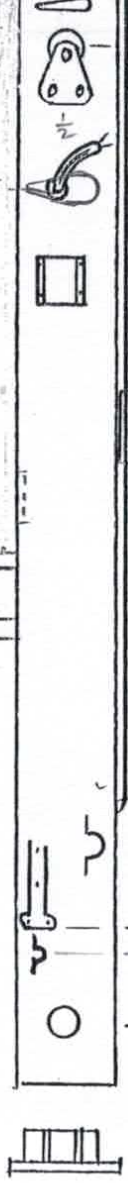
Note:
Angle All
Cleats 2"

8'3" PORT ⑤⑤

7'7" P+S ⑤⑤



Cleats & Winches



9'9" 6" 9'3" ⑦⑤ ⑦⑥

7'6" ⑥② CAP ⑦⑨

0'6" 1"Ø ⑤①③

NOTE:

⑤⑨ SUPPLY 25' OF COAX LOOSE WITH MALE PLUG ON EACH END.

⑤⑦ PUT MALE PLUG ON TOP END AND FEMALE PLUG ON BOTTOM END OF 45' COAX INSTALLED IN MAST.

USE 1-1/2" OD PVC TUBE.

USE 12 GA. WIRE ONLY.

INSULATE UNDER ALL TANGS & STAINLESS STEEL HARDWARE WITH BLACK VINYL TAPE.

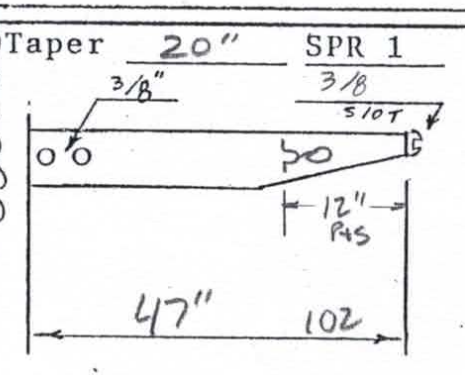
USE LANO COTE ON ALL FASTENERS.

CHECK MAST STEP FOR FIT BEFORE SHIPPING.

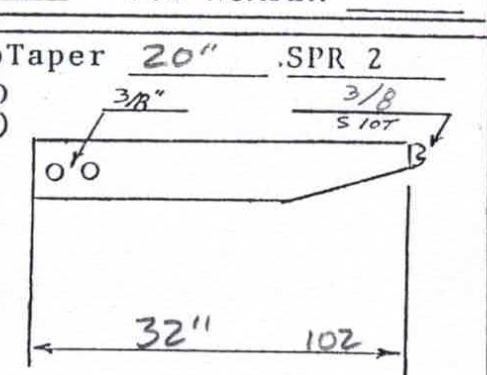
I _____ J 17'3" P 32'6" E 14'8"

BATH 4'2" BURY 5'11" JOB NUMBER _____
*Tip of Deck
BOX 7'7" above Head*

A	Spreader Arm	879650 (2)
B	" Tip	837410 (2)
C	" CLEVIS	854312 (4)
D	" Light	(2)
E	Flag Block OP	855100 (2)
F	" " Eye OP	855010 (2)
G		
H		



L	Spreader Arm	879650 (2)
M	" Tip	837410 (2)
N	" CLEVIS	854312 (4)



JOB NUMBER	REVISION	DWGS-	BRISTOL CHANNEL CUTTER	FORES Mfg. Corp	DRAWN BY	CHECKED BY	DATE
	>HULL 100				SC		3-8-94

REV. 7/19/95
CHANGE TO 1/4 TRACK
AND 847200 CAR

REV 3-18-94
LONGER BURN 3" TO 15'-3 1/2"
EXTEND OHTAK TO 21"

REV 9-15-90
ADD BALS AT 7'-0"

REV - 2-27-01
2nd reef to 11'-3"

LOA - 15'-6"
T.L. Lug

ADD Reef Dorsal
opposite ch Bkt

ADD 2x2 fork eye
" " cleats

Dorsal ch Bkt - 5/8"

Locate (6 ea)
Med eye at
12'-0" & 8'-10" & 6'-6"
AFT

Locate (2 ea)
5" cleats 2'-2"

1	G.N. End (2)	843010	2	O.H. End (1)	3/16 ALUM	3	Bales 2	853070	4	O.H. Car (1)	847155
5	WINCH PAD (1)	832300	6	Med. Eye (10)	855010	7	Bale		8	O.H. SHV (1)	855365
9	TRACK STOP (1)	339002	10	T.L. Lug (1)	844290	11	O.H. Block 1	855061	12	CLEAT (6)	834010
13	Lug eye (3)	855070	14	Reef Sheave (-)	855227	15	O.H. Shackle (1)	848291	16	3/32 WIRE (12)	080038
17	SECTION 152 (16)	873400	18	1/4 TTRACK (21)	339003	19	Spin Lock Dbl clutch	XA-2	20	5/16 LINE (20)	080080

